

THE NEW 8280 TTV.



8280 TTV



THE NEW 8280 TTV.

The #AlwaysOnTractor

Reliability.

When you strive for success, the new 8280 TTV is #AlwaysOnYourSide. Manufactured in DEUTZ-FAHR LAND, it combines excellent performance, outstanding quality and innovative German technology. It is your reliable partner for your everyday jobs.

.....

Dynamic Power.

Are you #AlwaysOnTask to get your work done? With its powerful double turbo engine, a top-speed of 60 kp/h@ 16,000 kg gross vehicle weight, Dual Speed Front PTO, and Dry Front Disk brakes the new 8280 TTV is a fast and super agile tractor.

.....



THE NEW 8280 TTV.

Your reliable, powerful and connected working machine.



Connectivity.

Do you need to be #AlwaysOnTrack? Thanks to SDF Guidance and SDF Fleet Management and innovative features like the high-tech receivers with new sky bridge the new 8280 TTV is a precise and efficient working machine.

Comfort.

Do you spend long working hours and are #AlwaysOnBoard? Thanks to the intelligent front axle suspension, the suspended cab, optimized air conditioning, and new LED package with 50.000 lumen the new 8280 TTV is so comfortable you never want to get off.

Do you have long working hours? Are you "always on" to get your work done? Your tractor should be "always on" as well!

The new 8280 TTV is a reliable, powerful and fully connected working machine with the perfect technology mix for professional farmers and contractors. It sets new standards in terms of operator's comfort, acceleration on the road and dynamic driving behavior. Thanks to the powerful DEUTZ TTCD 6.1 double turbocharged engine the tractor generates more power already at lower rpms. And due to the light vehicle weight between 9,5 and 10,3 tonnes an unrivalled power density of 33 kg/hp is reached. The high maximum permissible weight of 16 tons, available @ 40, 50 and also 60 kp/h, also allows up to 6.5 tons payload, which sets the benchmark in this cluster.

Due to a wide offering of specifications, the 8280 TTV can be customized on all applications and adapted precisely to the customer's requirements: from open field to transport, grassland operations to all heavy field or industry requirements. The 8280 TTV is also the perfect all-round tractor for modern contractors. The new design features introduced for the cabin ensure an unprecedented level of comfort, creating the ideal working environment for long hours behind the wheel. The new smart farming technologies like SDF Fleet Management or the SR20 receiver make the 8280 TTV the tractor for the future.

RELIABILITY

#AlwaysOnYo



MADE IN DEUTZ-FAHR LAND.

Innovative German technology.

The new 8280 TTV completes the line-up of DEUTZ-FAHR's high horsepower range manufactured in DEUTZ-FAHR LAND in Lauingen. It has been designed and engineered to be the most versatile and powerful constituent of your fleet, built to overcome the diverse challenges presented by terrain, prevailing conditions and operational windows. Manufactured in Europe's most advanced tractor factory with quality components of renowned suppliers, the new 8280 TTV reaches a reliability never seen before.

In combination with innovative precision farming systems, the new 8280 TTV offers customized technological solutions for maximum efficiency in the field and on the road. It is your reliable partner when it comes to optimizing the economic impact of your operations.

And when you need support? The DEUTZ-FAHR service is there with competent advice and a fast and efficient spare parts service that meets the highest requirements.

urSide



↑ We set new standards in production quality.



↑ High-tech made in Germany.

DEUTZ-FAHR SERVICE.

Not just close, but also fast.

- High quality requirements
- Original spare parts in premium quality
- Fast and efficient spare parts service
- On-time deliveries – worldwide
- Varied product range
- Excellent price-performance ratio
- Remote support for fastest service



When you are #AlwaysOnTask
you need the right support.
The new 8280 TTV is your
powerful working machine
with the perfect technology
mix for a wide range of tasks.



DYNAMIC POWER

#AlwaysOnTask





A POWERFUL ENGINE.

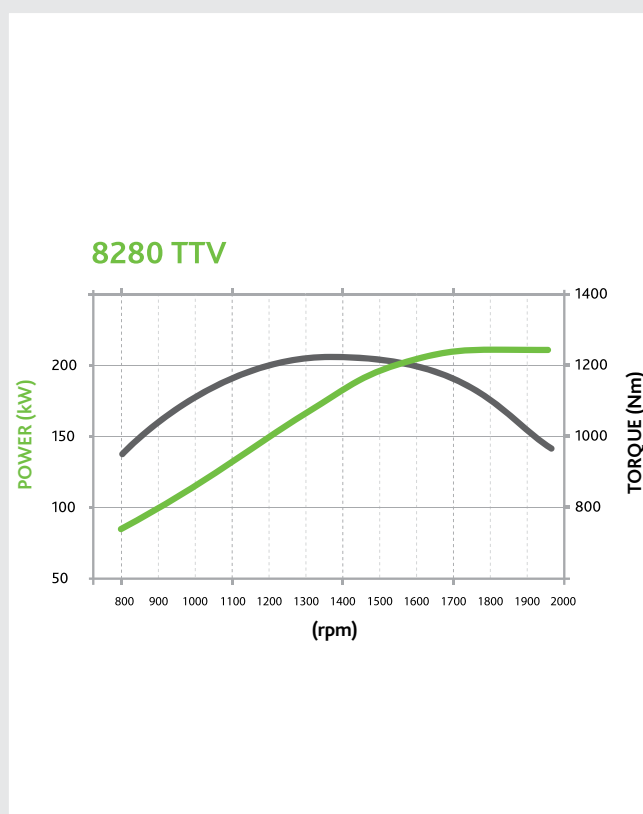
Double Turbo Charged.

The 8280 TTV is equipped with an DEUTZ 6-cylinder engine with double turbocharger and 6,1 liters capacity. It is designed for the maximum in performance and efficiency. The state-of-the-art common rail system has been reverted back to tier 3A for Australia and NZ markets meaning no AdBlue or DPF regeneration is required. The fuel injection pump is oil lubricated for reliability. Working with a high injection pressure of 2,000 bar that optimizes the combustion of fuel and guarantees a reactive and dynamic engine behaviour. Therefore, the well-rounded torque curve ensures high power reserves at lower engine speeds.


1,000h oil change intervals and easy changing of the engine fluids reduce running costs and increase the availability of the machinery. Very smooth running guarantees a new level of driving comfort and a low noise level.



↑ DEUTZ high efficiency engine.



↑ Performance characteristics.



↑ Double Turbo charger and EGR.



↑ Easy radiator and air-filter access.



↑ Sense Clutch PowerShuttle.



↑ Max Com Joystick.



↑ Electro hydraulically operated 4WD and differential lock including ASM



SMOOTH TRANSMISSION.

High efficiency guaranteed.

The new continuously variable transmission SDF T7780 is the result of many years experience in powertrain development and production. Assembled in the DEUTZ-FAHR Land in Lauingen the new powertrain sets the benchmark in terms of efficiency and drivability. Due to the intelligent combination of a stepped planetary gearbox, clutch unit and two hydrostatic units, it evolves a new compound transmission, combining the benefits from each element and guaranteeing an absolute optimum of power flow.

The 8280 TTV impresses with powerful acceleration, smooth deceleration and a fast response to changes in load. A simple transmission structure with two automatically shifted drive ratios allows smooth and automatic changes from lower to higher speeds, without any noise.

Thanks to its powertrain management it works efficiently and powerful in all conditions. With engine speeds of 1,830 rpm at a top speed of 60 kp/h and 1,220 rpm at 40 kp/h, the 8280 TTV also shows its full potential in transport operations.


The robust structure combined with less weight, smooth drivability, easy service access and high mechanical ratio is the base for the comfort and dynamic of the 8280 TTV.

Highlights

- **Two automatically shifted drive ratios**
- **Smooth driving behavior**
- **High efficiency thanks to**
 - combination of different technologies
 - high mechanical powerflow
 - less hydraulic components



↑ Electro Hydraulic PTO selection.



↑ SDF T7780 TTV compound transmission.




VARIABLE HYDRAULICS.

Rising the productivity.



↑ Flat face couplers for clean connection.



↑ 5,450 kg lifting capacity and dual speed front PTO.



↑ High lifting stroke.

With a maximum lifting capacity in the rear of up to 11,100 kg, the 8280 TTV has the power to lift a wide range of implements. To guarantee the maximum versatility of hydraulics, the new 8280 TTV is available in different configurations, all with electronic valves with up to 140 l/min throughput. There are up to five hydraulic control valves, on the rear side, while the front area is equipped with up to two. The highlight: all valves can be controlled proportionally. The operation of the 8th spool valve is located on the small joystick and can be precisely used for combined maneuvers with the cross lever.

With its automatic or hydraulic lower link stabilizers, wheel slip control via radar speed, hydraulic top link, external remote controls and an excellent view of linkage and drawbar the new 8280 TTV guarantees maximum power and control.

Flat couplers as a further option are offered for the first time. The max. available oil flow is an output of 210 l/min. With 90 l removable oil quantity the "CLEAN OIL HYDRAULIC SYSTEM" allows to lift up even the heaviest and most demanding implements.

CONNECTIVE
#AlwaysOnTr



ITY rack

The new 8280 TTV is
#AlwaysOnTrack.
Equipped with SDF Guidance
and SDF Fleet Management it
simplifies work processes and
increases productivity.



THE NEW 8280 TTV IS FULLY CONNECTED.

The next level of smart farming.

The 8280 TTV is equipped with latest technology for guidance and telemetry. The optional guidance system provides the operator with great comfort and less stress during long working days in the field. In addition it saves fuel, wearing parts, seed and fertilizer as the tractor drives straight without overlap and the implement works once each piece of soil. Thanks to the new connectivity solutions offered by DEUTZ-FAHR the interaction between office and machines get even

more comfortable. With the new SDF-Fleetmanagement customers have the new 8280 TTV always under control. The application allows the owner to see position of his machinery anywhere in the world. The system can be used to help planned maintenance using alerts, to identify where machinery has been, and collect information about performance and fuel consumption.

Highlights

- **iMonitor3 as central interface to manage various applications**
 - including Xtend function, Section Control up to 200 sections and Auto Turn
- **SR20 GNSS receiver for different accuracy levels**
 - including Skybridge
- **Full integration of several ISOBUS features**
 - including TIM
- **Data Management for reliable data exchange**
 - including Agrirouter
- **Fleet Management for full control of machine data**
 - including one year licence


The next level of guidance.

Modern steering systems save resources, increase convenience and productivity and ensure reliable precision. On the new 8280 TTV you can rely on highest accuracy and choose the system that best suits your operation.


SR20

SR20 is a new GNSS receiver, designed for automatic steering systems. The housing contains the IMU as a standard, to detect any fluctuations via 3-axis gyroscope. This ensures best performance in all conditions. In combination with the CTM the reliability for guidance with RTK NTRIP is improved thanks to a 4G multi-net internet connection. The optional available Skybridge guarantees highest accuracy even if the signals are lost. The new SR20 is capable for the new European "Galileo" satellites system, with the result of an increased number of satellites received.



 SDF Guidance.



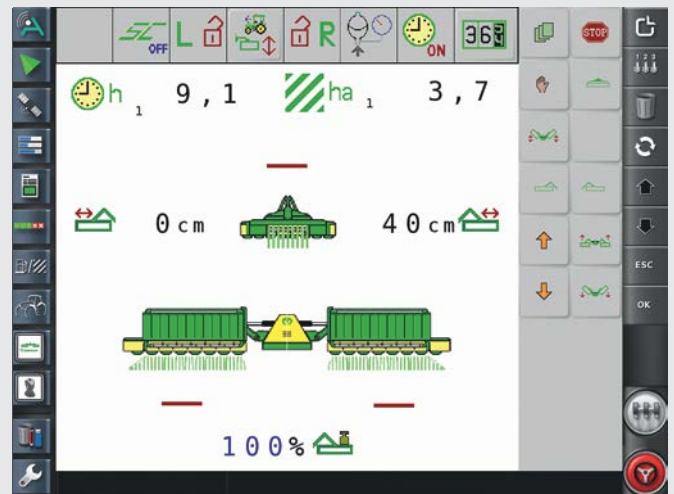
 Correction signals such as Egnos, TopNet Global D or RTK can be received with the new SR20 receiver.


ISOBUS.

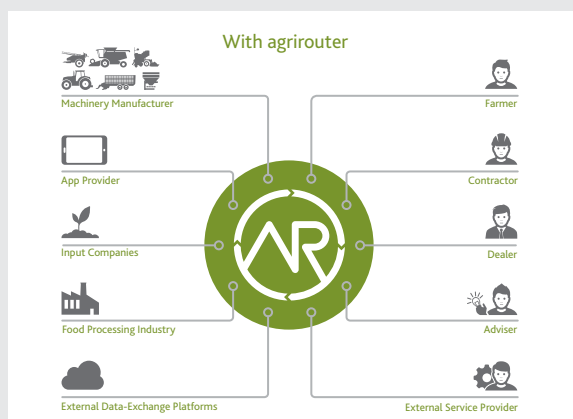
Electronics make agricultural machinery safer, more powerful, more precise and more efficient. The driver can individually control all implements with one single monitor (UT). The iMonitor3 is the central control element for all ISOBUS applications and manages various tasks. A great number of functions are even available without activation, such as assigning AUX functions (AUX-N), processing application maps (TC-GEO) or automatic switching of up to 200 sections (TC-SC).

TRACTOR IMPLEMENT MANAGEMENT (TIM)

As first tractor producer on the market DEUTZ-FAHR has received the TIM certification. This allows a bi-directional communication between tractor and implement. As a result, the implement can automatically control certain tractor functions. This includes: driving speed, hydraulic valves, hitch and PTO. TIM is the key element for higher efficiency, less fatigue and a better working result. Speak to your sales partner!



 ISOBUS and TIM.



↑ The agrirouter allows users to communicate from different areas of application, ensuring reliable data exchange.



↑ Connect the 8280 TTV with your dealer for fast and comfortable support.



↑ SDF Fleet Management gives



Always connected.

Optimise operations. Increase efficiency. Linking machines, to the office and to any other external sources simplifies various work processes. Our connectivity solutions allow convenient managing of relevant data and stay always connected. Important: The customer is always in the centre of the action and owner of his data at all times!

SDF Fleet Management

With the new Fleet Management applications, SDF offers customized solutions to manage relevant machine data at a glance. Our customers like farmers, contractors or any other user benefit from full control of their machines by accessing various valuable data.

The browser-based SDF Fleet Management application is the central interface to insight telemetry data for DEUTZ-FAHR machines. Machine data are transferred in real time through mobile internet connection into the application where users can analyse, monitor and even optimise the usage of their machinery. The map view shows position and status of machines or an entire fleet, even historical data can be analysed. On request, you can set up virtual fences to receive warnings if a machine leaves the area. Error messages can be transmitted to dealer's service manager what helps to pretend possible upcoming issues. By this, machine downtime can be decreased.

Profit from the benefits, the best of it all: In the machine offer of the new 8280 TTV, one year SDF Fleet management is included for free.

SDF Data Management

Efficient data management is becoming increasingly important to optimise work processes for farm and field management. SDF uses standard file formats for reliable data exchange, so customers can keep an overview at any times and data are transferred in a coordinated manner.

agrirouter

The agrirouter is a universal platform that allows reliable and neutral data exchange between a wide range of different endpoints. It simplifies the data exchange and therefore work processes, reduces office work and improves economic efficiency, leaving more time for other things. The agrirouter only transfers data, but never stores them. As a neutral instance, it resolves a core issue of digitalization in agriculture: allowing farmers and contractors to exchange data between machine applications and agricultural software applications from different manufacturers. Each user can create an own free personal agrirouter account and configure it individually. The routes on which the data is transported are defined only by the user in the settings centre. A list of partners and additional information can be found at www.my-agrirouter.com. As the new 8280 TTV is already fitted with all necessary hardware from factory, existing DEUTZ-FAHR tractors can be retrofitted with the required components.



access to machine relevant data at all time.

COMFORT
#AlwaysOnB





oard

Do you have long working hours? Are you #AlwaysOnBoard? Thanks to the high level of comfort of the new 8280 TTV you never want to get off, even on long working days.



HIGHEST COMFORT IN THE CAB.

Maximum support for the driver.

The new 8280 TTV is a working machine with a great level of comfort even on demanding jobs. Pneumatic cab suspension, computerized analysis of airflows, the use of high-quality materials and the spaciousness of the cab of the new 8280 TTV create an inviting, comfortable and productive working environment. The ergonomic design of the controls, the logical layout and the clearly presented information make driving the tractor that much easier and safer. The cab is detached from the new designed bonnet, which keeps the heat, vibrations and noise out of the cab and raises the driver's comfort on a new high-class level.

Due to the new MaxView windscreen and the large windows on the side and on the rear of the tractor, the driver has the best overview

and control of all implements. Powerful LED Lights with 50,000 Lumen reinforce the overview at any outside conditions.

The new analog, colour digital and TFT technology of the Info-CentrePro provides clear information to the operator in all situations. Thanks to the mini-MMI all tractor settings can easily be adjusted.

To optimize the air flow and the comfort for the drive in the Maxi-Vision cab, the air conditioning has been completely reworked and optimized. Air conditioning grids are mounted on the top of the fans to reduce the noise of the air flow, by keeping the high flow by keeping the high flow. Moreover, two additional air outlets are integrated in the steering column for a better air distribution inside the cab.



↑ New air-conditioning layout for higher capacity and less noise.



↑ Attachment rail available for external monitors..



↑ Proven DEUTZ-FAHR layout. Functions grouped into colours for intuitive operation.

Highlights

- DAB+ radio with hands-free and bluetooth
- USB smartphone charger
- Smartphone holder
- Tablet rail with socket
- Automatic air conditioning with additional air-outlets
- Bottle refrigerator
- Comfort leather seat with active clima system and 22° swivel
- Fully adjustable MaxCom armrest
- Comfortable passenger leather seat
- Pneumatic cab suspension



↑ New DAB+ radio with four loudspeakers and handsfree funktion, integrated into the InfoCentre^{Pro}.

iMONITOR3.

One terminal for all functions.

The iMonitor3 is the central control element for all important applications. It includes tractor settings, automatic steering systems, ISOBUS control and data management. The iMonitor is easy to operate and perfect to read thanks to an anti-reflection treatment. State of the art touch screen operation and the optional external MMI control makes it even more comfortable. Crucial considering the large number of functions: everything is available within one interface, convenient integrated into the armrest. The support functions such as quick guides, symbol explanations and a clear menu structure ensure very simple operation. If any questions on operation should still remain open, the driver can also start the remote service. Two monitor sizes are available, depending on tractor type and options level: 12", the largest tractor terminal on the market, and 8". The iMonitor3 is the highly practical interface between driver, tractor, implement and office.

Highlights

- **The iMonitor is the fully integrated central user interface to control following functions:**
 - Tractor settings
 - SDF Guidance
 - SDF Data Management
 - ISOBUS
 - Comfortip headland management
 - Up to 4 cameras
 - Xtend function



↑ Up to 4 cameras.



↑ Integrated camera with automatic full screen mode (e.g. reversing) for a clear overview and safety.



↑ Xtend function.



↑ All functions of the track guidance are integrated into the iMonitor.



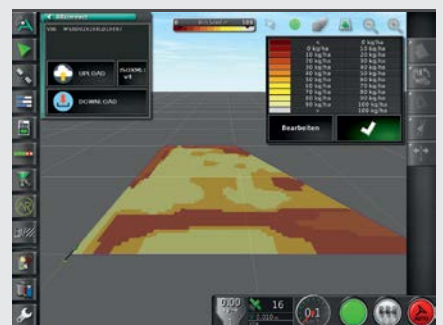
↑ iMonitor3: available in two sizes with identical and clear control concept.



↑ All important data at a glance.



↑ ISOBUS application in the iMonitor3 – flexible structure of the operating panel increases comfort.



↑ The TC-Geo can be used to process e.g. application maps. This is already standard in the 12" monitor.





A REAL “HIGHLIGHT”.

If nights getting longer.





↑ The new LED light stripes gives the 8280 TTV its powerful appearance.



↑ LED turning indicator available for more safety and nice and modern appearance.



↑ LED driving light for more light and further radiation.

The 8280 TTV is used during long working days. For a better visibility on the farm and easy machine connection, the upper stripes of the front work lights are automatically switched on after engine start, to illuminate the area in front of the tractor. Instead for the best visibility in the road, the 8280 TTV can be also ordered with a full LED driving light package. This includes, beside the turning indicators, brake and position lights, also Bi-LED driving lights.

In order to work during the night with great comfort and high safety, the DEUTZ-FAHR engineers developed a powerful work light package

for the 8280 TTV. As first tractor in its class, the 8280 TTV is available with up to 23 LED-lights. The LED light convinces through a clear and bright illumination and reaches, with the full package, up to 50,000 lumen. Logical grouped on the right cabin side, all work lights can be operate on the Work-Light-Panel, which features also a coming home function. Activated by the driver through a short "high-beam" after switching-off the engine, the work lights as well as the courtesy LED lights on the mirrors will be activated for a defined time. Thanks to this, the driver is able to leave the parking place safe and comfortable at night after work.

ALWAYS SAFE, WITH UP TO 60 KPH.

Innovative brakes and suspension.

Productivity requires a maximum of vehicle control. In the field and on the street. At top speed as well as in difficult ground conditions and with the heaviest implement. The 8280 TTV is the only tractor in its range that is equipped with high performance dry disc brakes on the front axle to achieve a top speed of 60 kp/h with a maximum permissible weight of 16t. With a payload with up to 6,500 kg, the driver should never exceed the max permissible weight, even with the heaviest implement.

In addition, the 8280 TTV can be also equipped with intelligent trailer brake systems. With the hydraulic dual mode trailer brake system, the operator can connect both, M.R. and non-M.R. trailers. The system detects automatically the type of trailer connected and adapts the braking performance to the trailers' needs. While the advanced

pneumatic trailer braking system optimizes the behavior and gives you in addition feedback about the conditions of the trailer brakes. This increases both, safety and comfort.

The suspension concept of the front axle and the booster brake system of the 8280 TTV are unique in this tractor class too. The intelligent and adaptive suspension gives the tractor maximum stability – independent of the tractor's speed. The innovative anti-dive system increases safety due to the vehicle stabilization while braking. While the booster brake system ensures maximum braking performance with the lightest pedal pressure. The suspension can be settet in three different level and also activated or deactivated for heavy pulling applications or mowing, independently from the speed.



↑ Dry disc brakes for maximum brake performance.



↑ Maintenance steps above the front axle for comfortable cleaning.



↑ Pneumatic cab suspension for a smoothest ride.



↑ Intelligent trailer brake systems for increased safety.

SERVICE MADE EASY.

Well thought,
from the beginning.

DEUTZ-FAHR tractors are traditionally machines which are easy to maintain. Long service intervals, short idle times and easy access to all maintenance points increase the overall economic efficiency of every single tractor. Naturally, the new 8280 TTV follows this tradition in every detail and even ahead.

DEUTZ-FAHR would not be DEUTZ-FAHR if the development engineers rested on their laurels. With the new connected features, the tractor can be analyzed over the air, taking advantage of the remote support function of the iMonitor 3. Thanks to this and other features, no tractor is ready for operation again as quickly as the 8280 TTV.



Best Class service access.



Fast service thanks to

- Visual check via fluid-level glasses of
 - Coolant
 - Hydraulic oil
 - Transmission oil
- Engine oil check via dipstick without the need of opening the bonnet
- External air supply under the left stairs for cleaning
 - The cab including filters
 - The foldable radiators
- Quick jump port on the right side



STechnical data		8280 TTV
ENGINE		
Model		TTCD 6.4 L4
Emissions		Stage 3A
Cylinder / Displacement	n° / cc	6 / 6058
Double turbocharger		●
E-Viscstatic fan		●
Wastegate valve		●
DEUTZ Common Rail (DCR)	bar	2,000
Max. power (ECER120)	kW / hp	211 / 287
Rated power (ECER120)	kW / hp	197 / 268
Engine speed at maximum power	rpm	1,900
Max. engine speed (rated)	rpm	2,100
Maximum torque	Nm	1,226
Engine speed at maximum torque	rpm	1,500
Torque rise	%	28
Electronic water pump		●
Air filter with dust ejector		●
Exhaust silencer on cab A-pillar		●
Fuel tank capacity	litres	505
AdBlue tank capacity	litres	-
TRANSMISSION		
Model		T7780 TTV COMPOUND TRANSMISSION
Transmission Ratio		1.3402
Technology		TTV compound
Max speed 60 km/h	km/h@rpm	60@1830
Max speed 50 Km/h	km/h@rpm	50@1535
Max speed 40 Km/h	km/h@rpm	40@1220
Sense Clutch with 5 adjustment levels		●
Driving Strategies (Manual/PTO/Auto)		●
HYDRAULIC AND HITCH		
Manufacturer		Bosch
Pump output (std.)	l / min	120
Pump output (opt.)	l / min	160 / 210
Closed Hydraulic System		●
Separated oil system "Clean Oil"		●
Removeable oil quantity	l	90
Separate Steering pump (double)	l	58
Aux. Spool valves (rear)	No.	4 or 5
Aux. Spool valves (front)	No.	1 or 2
Aux. Spool valves settable on time and flow		●
Power Beyond standard couplers		○
Power Beyond flat couplers		○
Hydraulic side stabilizers		○
External operation on fenders		●
Radar		○
Lifting capacity rear	kg	11,100
External operation rear hitch		●
Lifting capacity front	kg	5,450
External operation front hitch		○
Front arms foldable		●
Hydraulic upper link front		○
Automatrc upper link front		○
Automatrc upper link rear		○
ELECTRICAL SYSTEM		
Voltage	V	12
Standard battery	V / Ah	12 / 180
Alternator	V / A	12 / 200
Starter motor	V / kW	12 / 3.1
External power socket		●
Implement interface 11786 (7 pole)		○
Power socket for higher current applications		●
PTO		
540ECO/1,000/1,000ECO		●
AUTO PTO		●
AUTO PTO front		○
Front P.T.O. 1000		○
Front P.T.O. 1000ECO		○
Front P.T.O. 1000 and 1000ECO changeable		○

● = standard ○ = option – = not available

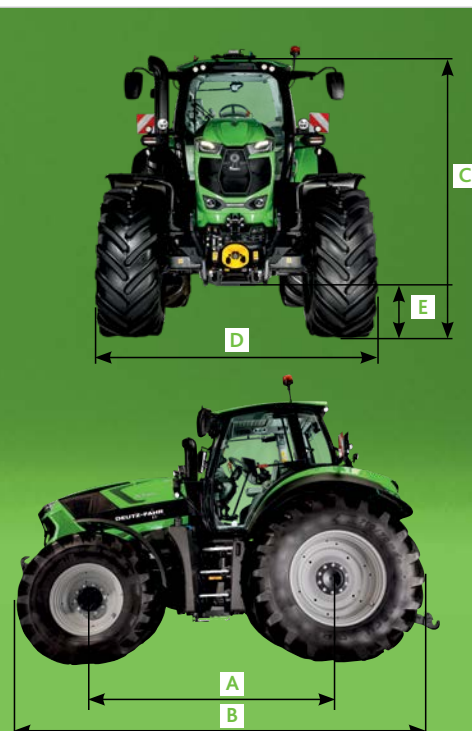
Technical data and figures are only provided for guidance. DEUTZ-FAHR is committed to continuously adapting its products to your requirements and therefore reserves the right to make updates without prior notice.

* Standard or option, depending on variant.

Technical data			8280 TTV
AXLES AND BRAKES			
Front axle manufacturer			Dana
Front axle model			M60 HD
Suspended adaptive front axle			○
Front axle with dry brakes			○
Performance steering ready with EasySteer function			○
Electro hydraulically operated front and rear differential lock			●
Four-wheel braking system with automatic 4WD engagement			●
PowerBrake			●
Electronic parking brake (EPB)			●
Hydraulic trailer braking valve			○
Hydraulic trailer braking valve Dualmode			○
aTBM: advanced air trailer braking system			○
Hydrostatic steering with independent pump			●
Steering pump capacity	l / min		58
Steering angle	degree		52°
CAB			
Air suspension			●
Adjustable and telescopic rear view mirrors with courtesy LED Light			●
Heated and electronic adjustable rear view mirrors with courtesy LED Light			○
Air conditioning			●
Automatic A/C system			○
High visibility roof "Low E"			○
High visibility roof FOPS			○
Top Roof green hatch			●
Multifunction armrest with MaxCom joystick			●
Engine brake			○
Light control panel (WOLP)			●
iMonitor 3 12" or 8"			○
EasySteer - variable steering function			○
TIM ready			●
CTM modul			●
ISOBUS compatible			○
Comfortip Professional			○
Max-Comfort Plus XL Seat with heating system			●
Max-Dynamic Plus DDS XXL Seat with 23° swivel, heating and dynamic damping system			○
Max-Dynamic Evo DDS XXL Seat in synthetic leather with 23° swivel, active climate and dynamic damping system			○
Passenger seat			●
Pre-arrangement for radio with antenna and 4 loudspeakers			●
High Level DAB+ Radio with hands free function			○
Halogen work lights			●
Full-LED work lights			○
Beacon light LED			○
2x Beacon light LED			○
LED driving light			○
DIMENSIONS AND WEIGHTS			
With front axle		Dana M60 HD	
Front axle width (flange to flange)	mm		1,940
Front axle width with external dry disk brakes (flange to flange)	mm		2,046
Rear axle width (flange to flange)	mm		1,890
With front tyres (min)			540 / 65R34
With rear tyres (min)			650 / 85R38
With front tyres (max)			600 / 70R30
With rear tyres (max)			900 / 60R38
Wheelbase (A)	mm		2,918
Length (min / max) (B)	mm		5,100
Height (min / max) (C)	mm		3,300
Width (min / max) (D)	mm		2,550 / 2,990
Ground clearance (min / max) (E)	mm		480
Front unladen weight (min / max)	kg		4,100 / 4,450
Rear unladen weight (min / max)	kg		5,400 / 5,950
Total unladen weight (min / max)	kg		9,500 / 10,200
Maximum permissible front weight @ 60 kph	kg		6,400
Maximum permissible rear weight @ 60 kph	kg		11,000
Maximum permissible total weight @ 60 kph	kg		16,000
Maximum permissible front weight @ 10 kph	kg		9,000

DIMENSIONS AND WEIGHTS		
With front axle		Dana M60 HD
Front axle width (flange to flange)	mm	1,940
Front axle width with external dry disk brakes (flange to flange)	mm	2,046
Rear axle width (flange to flange)	mm	1,890
With front tyres (min)		540 / 65R34
With rear tyres (min)		650 / 85R38
With front tyres (max)		600 / 70R30
With rear tyres (max)		900 / 60R38
Wheelbase (A)	mm	2,918
Length (min / max) (B)	mm	5,100
Height (min / max) (C)	mm	3,300
Width (min / max) (D)	mm	2,550 / 2,990
Ground clearance (min / max) (E)	mm	480
Front unladen weight (min / max)	kg	4,100 / 4,450
Rear unladen weight (min / max)	kg	5,400 / 5,950
Total unladen weight (min / max)	kg	9,500 / 10,200
Maximum permissible front weight @ 60 kph	kg	6,400
Maximum permissible rear weight @ 60 kph	kg	11,000
Maximum permissible total weight @ 60 kph	kg	16,000
Maximum permissible front weight @ 10 kph	kg	9,000

** Max speed of 50/60 Km/h where permitted. Max 40/50/60 kph at low rpm according to tyres size.
Standard (X), Optional (O) and "Not available" (-), according to the equipment (based on WLD pricelist).



Dealership



**POWER
FARMING**

Phone +64 7 902 2200 | www.powerfarming.co.nz
86 Thames Street, Morrinsville, 32100

f G+ Deutz Fahr NZ
DEUTZ-FAHR is a brand of SDF

